

Haiku/Powerschool: Quick Start Guide for Parents

Logging Into Haiku / Powerschool

- Step 1: While connected to the Internet, open a web browser (Chrome, Safari, Internet Explorer, Firefox, or similar).
- Step 2: In the address bar, enter <http://lms.wasatchacademy.org> then hit enter.
- Step 3: In the lower section of the webpage, enter your username and password in the fields provided then click the “sign in” button.

Note: MyBackPack and Haiku both use the same username and password. If you have forgotten your username or password please email us at shannon.smith@wasatchacademy.org, or call us at (435)462-1400.


← → ↻ <https://lms.wasatchacademy.org/do/account/login> ☆ 🔍 📄 ☰

Wasatch Academy

Sign in with Google Apps™

If you have an email account in one of the following domains, you should sign in using your Google Apps™ account here.

- wasatchacademy.org
- wasstudent.org

 Sign in with Google

Or


Sign in with your PowerSchool Learning account

If you don't have a Google Apps™ account, sign in using the form below.

Username

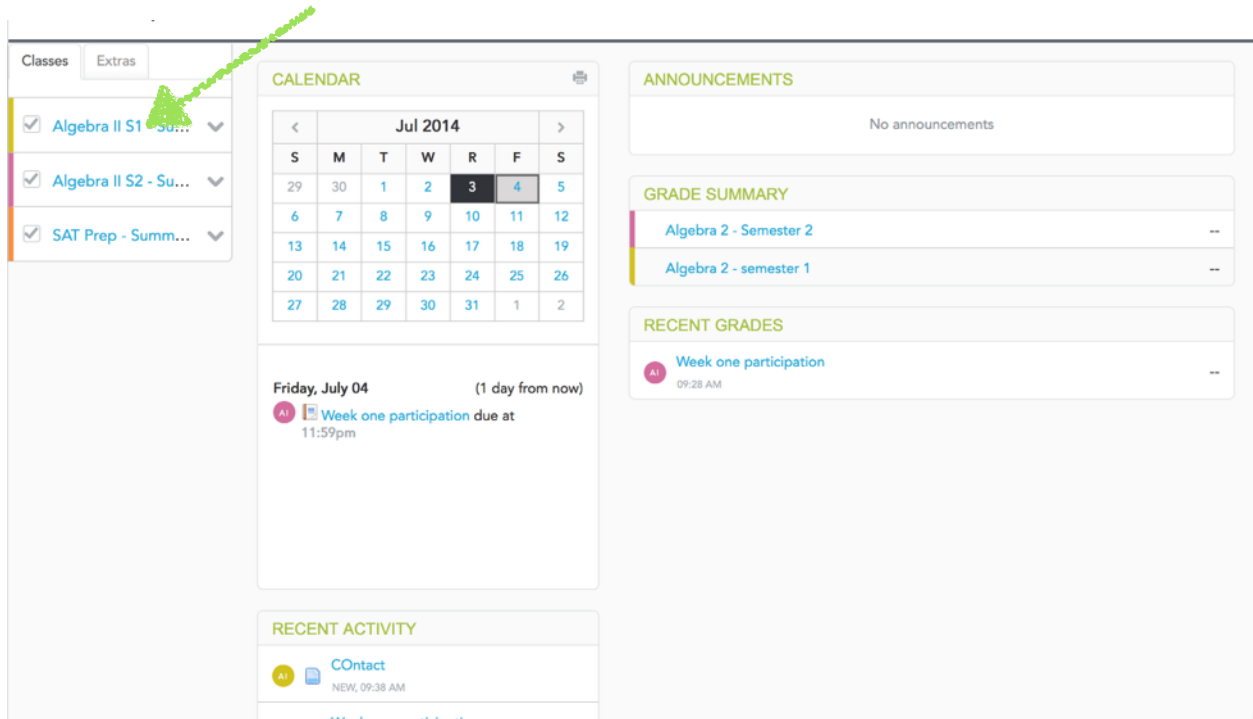
Password

Sign in

 Learning

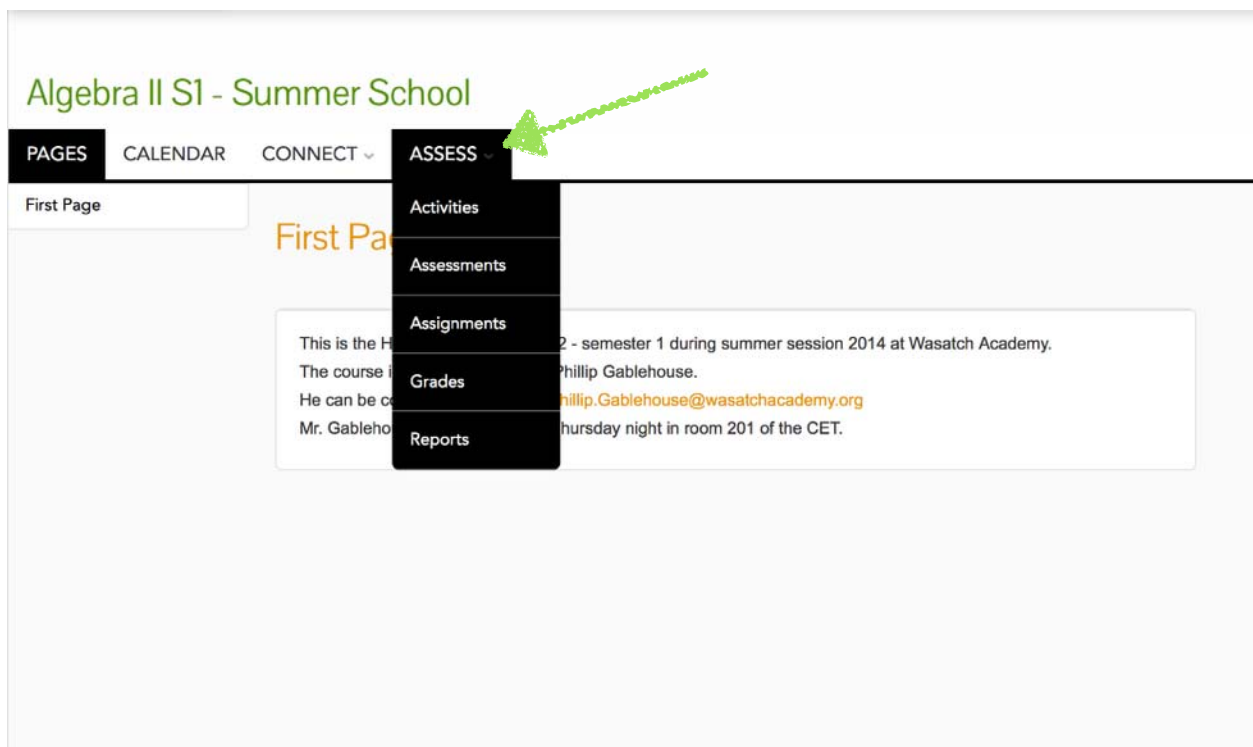
Following Student Progress

The home page will allow you to view a list of classes, grade summaries, recent activity, and more. For a closer look, simply click on a class...



The screenshot shows a dashboard with several sections. On the left, there is a 'Classes' tab selected, showing a list of classes: Algebra II S1, Algebra II S2, and SAT Prep. A green arrow points to the 'Classes' tab. In the center, there is a 'CALENDAR' section for July 2014, showing a grid of dates. Below the calendar, there is a 'RECENT ACTIVITY' section with a 'Contact' activity. On the right, there are sections for 'ANNOUNCEMENTS' (No announcements), 'GRADE SUMMARY' (Algebra 2 - Semester 2, Algebra 2 - semester 1), and 'RECENT GRADES' (Week one participation).

...Once in the class page, clicking on the ASSESS tab will bring up several options for following the progress of your student, such as assignments, grades and assessments.



The screenshot shows the class page for 'Algebra II S1 - Summer School'. At the top, there is a navigation bar with tabs: PAGES, CALENDAR, CONNECT, and ASSESS. A green arrow points to the 'ASSESS' tab. Below the navigation bar, there is a 'First Page' section. The main content area shows a description of the course: 'This is the Algebra II - semester 1 during summer session 2014 at Wasatch Academy. The course is taught by Phillip Gablehouse. He can be contacted at phillip.gablehouse@wasatchacademy.org. Mr. Gablehouse is available on Thursday night in room 201 of the CET.' Below the description, there is a dropdown menu for the 'ASSESS' tab, which includes options: Activities, Assessments, Assignments, Grades, and Reports.